




























Applications (connection)	"Screw-clamp"					"Spring-loaded"																					
																											
Nominal X-section (mm ²)	2.5 to 16	2.5/4	35	70	150	4	6	10 and 35	2.5	4																	
Number of poles	1	1	1	1	1	2.5 or 10	2 or 3	1	1 or 2	1																	
To clip on	<table border="1"> <tr><td>1</td><td>5</td><td>4</td><td></td></tr> <tr><td>1</td><td>5</td><td>4</td><td></td></tr> <tr><td>1</td><td>5</td><td></td><td></td></tr> <tr><td>4</td><td></td><td></td><td></td></tr> </table>	1	5	4		1	5	4		1	5			4				-	-	-	-	-	p	p	p	-	-
1	5	4																									
1	5	4																									
1	5																										
4																											
To clip on 15 mm rail	-	p	-	-	-	-	-	-	-	-	-																
References	AB1-VV					DB6-CD	DB6-DD	DB6-ED/FD	AB1-RR																		
Pages	13500/2 to 13501/3					13500/6 and 13500/7			13502/2 and 13502/3																		

Applications (connection + functions)	3-function with protective conductor		Screw to faston	For diode with support		For fuse with support																		
	Fixed	Removable		Fixed	Removable	Fixed	Removable																	
																								
Nominal X-section (mm ²)	2.5	2.5	4	4	4	10	4	4																
Number of poles	1 disconnect neutral 1 S/C link	2 S/C links	1	2	1	1	1	1																
To clip on	<table border="1"> <tr><td>1</td><td>5</td><td>4</td><td></td></tr> <tr><td>1</td><td>5</td><td>4</td><td></td></tr> <tr><td>1</td><td>5</td><td></td><td></td></tr> <tr><td>4</td><td></td><td></td><td></td></tr> </table>	1	5	4		1	5	4		1	5			4				-	-	-	-	-	-	-
1	5	4																						
1	5	4																						
1	5																							
4																								
Display	-	p	-	-	p	p	p	p																
"Screw-clamp"	p	p	p	p	p	p	p	-																
"Spring-loaded"	-	-	-	-	-	-	-	p																
References	AB1-TRS	AB1-TRP/TRN	AB1-FV/FC	AB1-D11	AB1-SF/SV	AB1-FU	AB1-SF	AB1-RRSF																
Pages	13507/2		13507/3	13507/4	13507/5	13507/4	13507/5	13508/2																

"Lug-lug"	"Lug-clamp"	"Screw-clamp" for conductor			"Spring-loaded" for protective conductor	
		Protective		Neutral		
						
95, 185 and 240	95, 150 and 240	2.5-4	4 to 35	4 to 16	2.5	4
1	1	1	1	1	1 or 2	1
-	-	-	-	-	-	-
-	-	-	p	p	-	-
p	p	-	-	-	p	p
p	p	-	-	p	-	-
-	-	p	-	-	-	-
AB1-BB	AB1-BC	AB1-TP		AB1-NEN	AB1-RRTP	
13503/2 and 13503/3	13504/2 and 13504/3	13505/2 and 13505/3		13505/4 and 13505/5	13506/2 and 13506/3	

For 3-wire proximity switches		Disconnects		Double deck	Plug-in		Not removable	Marking accessories		
No PE	With PE	Blade type	Fuse type		Side entry	Front entry				
										
2.5	2.5	4		4	2.5	2.5	1.5	2.5	2.5	-
3	4	1		2	5	10	10	For 20-pole ribbon cable	10	-
-	-	-		-	-	-	-	-	-	-
p	-	p		p	-	-	p	p	p	-
-	p	-		-	-	-	-	-	-	-
-	-	-		-	p	-	-	-	-	-
p	p	-	p	p	-	-	-	-	-	-
p	p	p	p	p	p	-	p	-	p	-
-	-	-	-	-	-	-	-	-	-	-
AB1-DDP 235Upp	AB1-DDP 235Tpp	AB1-SC	AB1-FUSE	AB1-ET	AB1-BD	AB1-DV/ DVM	AB1-BCP	AB1-BV	AB1-B/R	AB1-G/S
13507/6 and 13507/7		13507/8	13507/9	13507/10	13508/2	13509/2	13509/3	13508/3	13511/2	